



HOSHIZAKI

> IM-130A

Daily ice production capacity up to 126 KG



The Hoshizaki cube is characterized by its clean edges and its transparency streaked by a marbling effect. When the CELL WALLS block the freezing water's expansion from all sides, while reaching up to -30°C during the cubing process. As the temperatures go down, the water keeps expanding and marbles start to form as a sign of extreme density and compactness of every single cube.



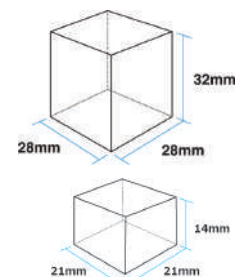
CUBE ICE MAKER SERIES

I-FIT
SERIES

FEATURES

- > Zero clearance rear design for easy installation
- > Round front door and easy access to ice
- > Pull out air filter design for easy cleaning
- > Front water valve access for easy servcability
- > Stainless steel exterior provides hygienic and high qualified finish

ICE SIZE



MARBLE EFFECT



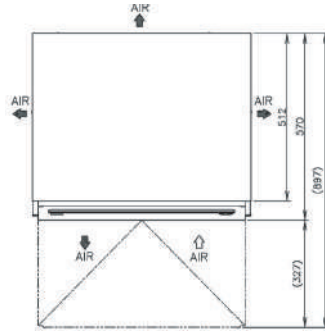
- > Individual cube
- > Impurity free
- > Hardest ice to enjoy slow melting and dilution of drinks

CERTIFICATION

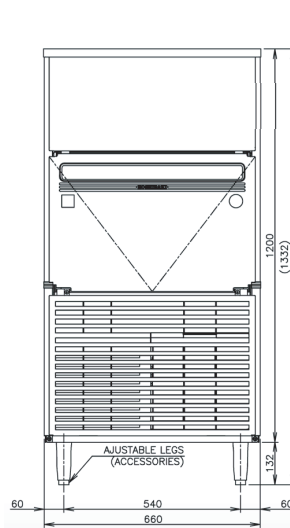


DIMENSIONS & SPECIFICATION

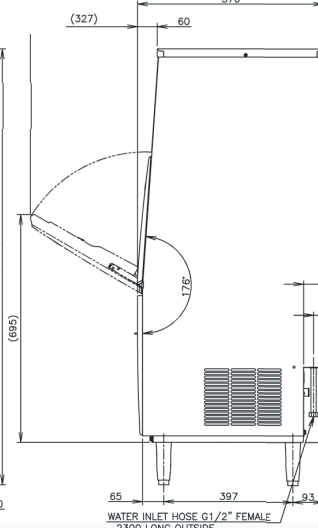
TOP SIDE



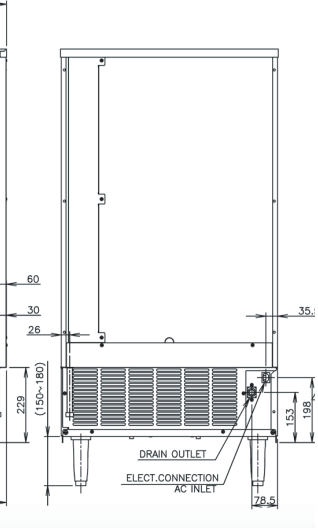
FRONT SIDE



RIGHT SIDE



BACK SIDE



IM-130A	
ICE DIMENSIONS (WxDxH)	28 x 28 x 32mm (Standard size) 21 x 21 x 14mm (21 mm size)
DIMENSIONS (WxDxH)	660 x 570 x 1200 mm
PACKAGE DIMENSIONS (WxDxH)	760 x 680 x 1379 mm
WEIGHT (NET/GROSS)	79 KG / 98 KG
AMPERAGE / STARTING AMPERAGE	2.7 A / 25 A
ELECTRICAL CONSUMPTION (AT32°C/WT21°C)	630 W
REFRIGERANT CHARGE	R404A / 350g
HEAT REJECTION (AT32°C/WT21°C)	1410 W 1213 kcal/h
ICE PRODUCTION PER 24H (15MM)	(AT10°C/WT10°C) 126 KG
	(AT21°C/WT15°C) 125 KG
	(AT32°C/WT21°C) 100 KG
ICE PRODUCTION PER CYCLE (AT32°C/WT21°C)	Approx. 1.8 KG / 80 pcs FREEZE CYCLE TIME PER CYCLE 27 minutes
WATER CONSUMPTION PER 24H (AT32°C/WT21°C)	0.19 m ³ ≈ 1.9 L / 1 KG ice

NOTE:

All dimensions indicated are Width x Depth x Height in mm

*60Hz units are available on request

OPERATING CONDITIONS:

• Voltage Range: 198V-254V • Ambient Temperature: 1°-40°C • Water Supply: 5°-35°C / 0.07-0.78 Mpa / 7.25-116 PSI • AC Supply Voltage: 1/220-240V / 50Hz